

Calculation of displacement cross sections at intermediate and high energies of primary particles using results of molecular dynamics simulations

A.Yu. Konobeyev^a, C.H.M. Broeders and U. Fischer

Institute for Reactor Safety, Forschungszentrum Karlsruhe, Postfach 3640, 76021 Karlsruhe, Germany

Abstract. A method combining the intranuclear cascade evaporation model, the binary collision approximation model and the method of molecular dynamics is proposed for the calculation of displacement cross-sections for structural materials irradiated with intermediate and high energy particles. Calculated displacement cross-sections are compared with experimental data for copper irradiated with 1.1 and 1.94 GeV protons. Calculations up to the proton energy 0.1 TeV are discussed.

1 Introduction

Materials of advanced nuclear energy systems as the fusion reactor and ADS are considered to be irradiated by extremely intense fluxes of energetic particles. The study of the radiation damage of structural materials for these facilities relies on the accurate calculation of displacement cross-sections at intermediate and high energies.

The NRT model [1] is frequently used for the calculation of the damage accumulation in irradiated materials. The relative simplicity of the approach provides its use in widespread codes such as NJOY, MCNPX, and others. Available experimental data [2] and more rigorous calculations show the difference with predictions of the NRT model that makes questionable its use for reliable calculations of the displacement cross-section and the radiation damage rate.

In the present work the number of defects produced by primary knock on atoms (PKA) in materials is calculated with the help of the binary collision approximation model (BCA) using the results obtained by the method of the molecular dynamics (MD). Calculations of primary recoil spectra are performed using various nuclear models, including the optical model and different versions of intranuclear cascade evaporation model.

The displacement cross-section is calculated by the formula

$$\sigma_d(E_p) = \sum_i \int_{E_d}^{T_i^{\max}} \frac{d\sigma(E_p, T_i, Z_T, A_T, Z_i, A_i)}{dT_i} v(T_i) dT_i, \quad (1)$$

where E_p is the incident particle energy; $d\sigma/dT_i$ is the differential cross-section of the energy transfer to the recoil atom; Z_i and A_i are the atomic number and the mass number of the recoil atom, correspondingly; Z_T and A_T are the same for the target material; $v(T_i)$ is the number of Frenkel pairs

produced by PKA with the kinetic energy T_i , $v(T_i) = \eta \cdot N_{\text{NRT}}$, where N_{NRT} is the number of defects predicted by NRT [1]; $N_{\text{NRT}} = 0.8 \cdot T_{\text{dam}} / (2E_d)$; T_{dam} is the damage energy [1]; η is the defect production efficiency [2]; E_d is effective threshold displacement energy; T_i^{\max} is the maximal kinetic energy of the PKA produced in i -th reactions; the summation is over all recoil atoms produced in the irradiation.

2 Calculation of the number of defects produced in irradiated materials

The interaction of high energy nucleons with materials produces recoil atoms with kinetic energies considerably exceeding the present maximum energy of MD simulations [3,4].

For an energetic ion moving in the material the simulation of the atomic collision was performed by BCA up to a certain "critical" energy (T_{crit}) of the ion. Below this energy the BCA calculation was stopped and the number of defects has been evaluated according to the results of the MD simulation. This procedure was performed for all PKAs produced in the atomic collision cascades.

An example of such calculations is presented below for copper. The number of Frenkel pairs created by ions with the energy below T_{crit} has been estimated according to the empirical equation [5], which approximates results of the MD simulation: $\eta = 0.7066 T_{\text{dam}}^{-0.437} + 2.28 \times 10^{-3} T_{\text{dam}}$, where T_{dam} is in keV. The T_{crit} value corresponds to the damage energy T_{dam} equal to 20 keV and the defect production efficiency η equal to 0.24 [5]. For the self-ion irradiation of copper T_{crit} is equal to 28.3 keV.

The ratio of calculated number of Frenkel pairs to $v(T)$ predicted by the NRT model (efficiency of the defect

^a Presenting author, e-mail: konobeev@irs.fzk.de

generation) is shown in fig.1 for the Cu-Cu irradiation. The value of the efficiency η is shown as a function of the damage energy T_{dam} in the energy range which corresponds to the primary kinetic energy of Cu-ions up to 5.0 GeV. The value of E_d adopted for copper is equal to 30 eV [2]. Calculations were performed using the IOTA code [7].

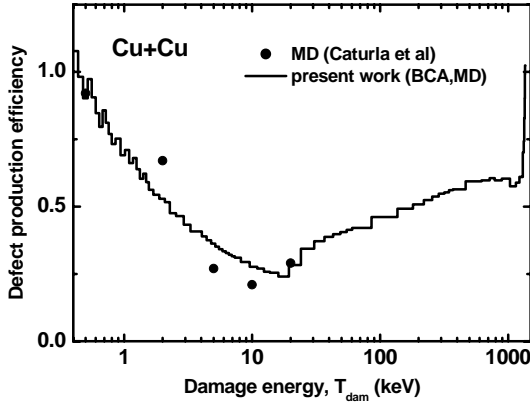


Fig. 1. The efficiency of the defect production for the Cu-Cu irradiation obtained using the combined BCA-MD method (histogram) and results of the MD simulation [5] (dots).

Apparently, the increase of the efficiency at high energies, T_{dam} above 20 keV (fig.1) results from the growth of the number of atomic collisions with relatively small energies transferred from the projectile to lattice ions with the increase of the projectile energy. Small energies transferred to PKAs correspond to the region with high values of the defect production efficiency.

3 Displacement cross-sections for elastic proton scattering

Generally, the spectrum of PKAs produced by the proton elastic scattering includes the contributions from the screened Coulomb scattering in material, the nuclear scattering and their interference.

At low incident energies the screening effect plays an important role in the proton elastic scattering on atoms. The differential cross-section for the energy transfer from proton to the lattice atom can be written in the following form

$$d\sigma(E_p, T) = \pi a^2 f(t^{1/2}) \frac{dt}{2t^{3/2}}, \quad (2)$$

where the $f(t^{1/2})$ is the screening function, “a” is the screening length, and “t” is the reduced energy [6,7].

The screening effect disappears with the increase of the incident proton energy. For the proton energy above 1 MeV the difference between the elastic displacement cross-section ($\sigma_{d,el}$) calculated by eq.(2) with $f(t^{1/2})$ from ref.[6] and $\sigma_{d,el}$ estimated using the Rutherford formula is less than 2.5 % for Al, < 4.3 % for Cu and < 6.5 % for W.

The contribution of the nuclear scattering in the recoil

spectrum $d\sigma/dT$ increases with the increase of the primary proton energy. The contribution becomes appreciable for the $\sigma_{d,el}$ calculation at energies above ~ 5 MeV, where the screening effect is small. It allows applying the nuclear optical model for the elastic displacement cross-section calculations.

Fig.2 shows the proton elastic displacement cross-section for copper at the energy range from ~ 1 keV up to 100 GeV. The differential cross-section for the energy transfer to PKA $d\sigma(E_p, T)$ has been calculated using eq.(2) with $f(t^{1/2})$ from ref.[6] for the proton energy up to 1 MeV, optical model with parameters from [8] and [9] up to $E_p=0.4$ GeV and using relativistic formula from ref.[10] (corrected). The number of defects was calculated using results of combined BCA-MD simulations (Sect.2) and the NRT model.

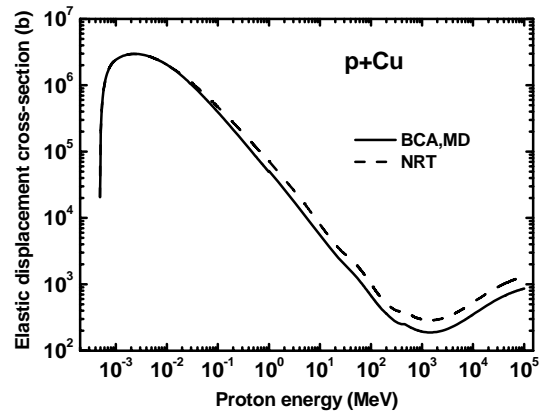


Fig. 2. Displacement cross-section for elastic proton interactions with natural copper calculated using the BCA-MD method (solid line) and the NRT model (dashed line).

The increase of $\sigma_{d,el}$ at the energy above 1 GeV is due to the relativistic effect. The classical Rutherford formula predicts a sharp decline of the cross-section at these energies.

4 Displacement cross-sections for nonelastic proton interactions with nuclei

To get the displacement cross-section for nonelastic particle interactions with atoms ($\sigma_{d,non}$) collision cascades were simulated for all residual atoms produced in the nuclear reaction using the method described above

Tables 1-3 show displacement cross-sections for the proton nonelastic interaction with ^{63}Cu at various incident energies. Calculations of recoil energy distributions were performed using various nuclear models implemented in MCNPX [11], CASCADE [12], and DISCA-C [13] codes. The number of defects has been calculated by the BCA-MD method and by the NRT model.

One may note the $\sigma_{d,non}$ value for ^{63}Cu from ENDF/B-VI.8 obtained using the NRT model is equal to 3472 b for the proton incident energy 20 MeV and 3715 b for $E_p=150$ MeV. It is close to the DISCA-C calculation (tables 1,2).

Table 1. Displacement cross-section (b) for nonelastic proton interactions with ^{63}Cu at 20 MeV incident energy obtained using various nuclear models for calculating recoil spectra, the BCA-MD approach, and the NRT model. The nonelastic cross-section for $p+^{63}\text{Cu}$ is equal to 1.12 b.

Nuclear model	BCA-MD	NRT
Bertini/Dresner	1430	2600
Bertini/ABLA	1520	2760
ISABEL/Dresner	1420	2570
ISABEL/ABLA	1470	2670
CEM03	1380	2550
CASCADE	1640	2890
DISCA-C	2020	3480
Average value	1550±220	2790±330

Table 2. Displacement cross-section (b) for nonelastic proton interactions with ^{63}Cu at 150 MeV incident energy calculated using various nuclear models, the BCA-MD approach, and the NRT model. The proton nonelastic cross-section is equal to 0.734 b.

Nuclear model	BCA-MD	NRT
Bertini/Dresner	1790	3060
Bertini/ABLA	1890	3230
ISABEL/Dresner	1730	2950
ISABEL/ABLA	1820	3110
CEM03	1780	3050
INCL4/Dresner	1920	3260
INCL4/ABLA	2010	3410
FLUKA/Dresner	2400	4050
FLUKA/ABLA	2510	4220
CASCADE	1740	3000
DISCA-C	2070	3500
Average value	1970±270	3350±430

Table 3. Displacement cross-section (b) for nonelastic proton interactions with ^{63}Cu at 50 GeV incident energy calculated using various nuclear models, the BCA-MD approach, and the NRT model. The proton nonelastic cross-section is equal to 0.791 b.

Nuclear model	BCA-MD	NRT
FLUKA/Dresner	930	1360
FLUKA/ABLA	1390	2130
CASCADE	1420	2520
Average value	1250±270	2000±590

The calculation of $\sigma_{d,\text{non}}$ for copper shows that the nonelastic displacement cross-section can be obtained using the efficiency of the defect generation $\eta(T_{\text{dam}})$ calculated for Cu-Cu irradiation (fig.1) for all residual atoms formed in the nuclear reaction $p+\text{Cu}$. It gives a possibility to perform a quick evaluation of $\sigma_{d,\text{non}}$ avoiding time consuming simulations. The difference between the estimated value of $\sigma_{d,\text{non}}$ and the result of detailed modeling increases with the energy of primary protons. It is about 1-11 % for the proton energy 1 GeV, depending on the model, and 25-33 % at $E_p=100$ GeV.

5 Comparison with experimental data

Experimental data for copper are available at the proton incident energies 1.1 and 1.94 GeV [14]. At low proton energies there are data derived by Jung [15] from experimental electron, light ion, and neutron damage rates.

Tables 4,5 show the total displacement cross-section ($\sigma_{d,\text{el}} + \sigma_{d,\text{non}}$) calculated for copper irradiated with 1.1 and 1.94 GeV protons. The elastic component of the cross-section has been obtained as described in Sect.3. The displacement cross-section for nonelastic proton interactions has been calculated using various nuclear models implemented in codes from refs.[11-13]. The BCA-MD approach and the NRT model were used for the calculation of the number of defects produced in the material by PKAs formed in nuclear reactions.

There is a big difference between measured displacement cross-sections and σ_d calculated using the NRT model. The agreement with BCA-MD calculations is better. Predictions of Bertini, CEM03 and CASCADE models combined with BCA-MD are best.

Table 4. Total displacement cross-section (b) (the sum of elastic and nonelastic components) for natural copper irradiated with 1.1 GeV protons. The elastic displacement cross-sections $\sigma_{d,\text{el}}$ calculated by BCA-MD is equal to 191.3 b and by NRT is 291.9 b. The measured σ_d value is equal to 1440 b [14].

Model	BCA-MD	NRT
Bertini/Dresner	2170	3890
Bertini/ABLA	2360	4260
CEM03	2180	3890
INCL4/Dresner	2590	4620
INCL4/ABLA	2750	4920
FLUKA/Dresner	2790	5190
FLUKA/ABLA	3090	5790
CASCADE	2290	4140
Average value	2530±330	4590±680
$\sigma_d(\text{average})/\sigma_d(\text{exp})$	1.76	3.19

Fig.3 shows the total displacement cross-section obtained for copper at proton incident energies from several keV to 100 GeV. Displacement cross-sections for nonelastic proton interactions included in σ_d were obtained by averaging of $\sigma_{d,non}$ values calculated using different nuclear models. Models suitable for the $\sigma_{d,non}$ calculation at various proton energies are different. Examples of appropriate models used for calculations at various protons energies are shown in tables 1-3.

Table 5. Total displacement cross-section (b) (the sum of elastic and nonelastic components) for natural copper irradiated with 1.94 GeV protons. The elastic displacement cross-sections $\sigma_{d,el}$ calculated by BCA-MD is equal to 191.4 b and by NRT is 291.8 b. The measured σ_d value is equal to 1830 b [14].

Model	BCA-MD	NRT
Bertini/Dresner	1940	3420
Bertini/ABLA	2170	3870
CEM03	1880	3270
INCL4/Dresner	2510	4470
INCL4/ABLA	2660	4760
FLUKA/Dresner	2550	4710
FLUKA/ABLA	2860	5380
CASCADE	2210	3970
Average value	2350±350	4230±730
$\sigma_d(\text{average})/\sigma_d(\text{exp})$	1.28	2.31

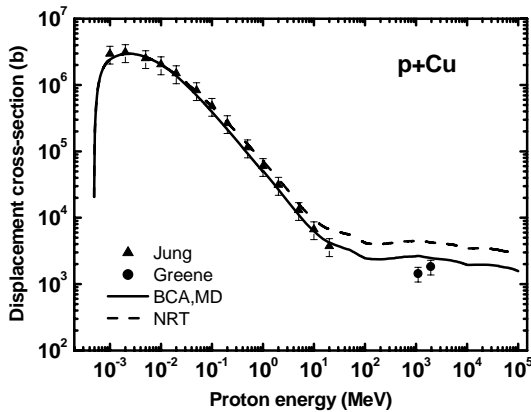


Fig. 3. Total displacement cross-section ($\sigma_{d,el} + \sigma_{d,non}$) for the proton irradiation of copper calculated using the BCA-MD approach (solid line) and the NRT model (dashed line), displacement cross-section obtained by Jung [15] from the analysis of various experimental data (triangle) and data measured in ref.[14] (circle).

One should note that the use of Bertini, CEM, and ISABEL models at proton energies < 100 MeV is justified by their use in the combination with the pre-equilibrium exciton model.

Table 6 shows ratios of the displacement cross-section calculated for copper using the BCA-MD approach and the NRT model.

Table 6. Ratio of the total displacement cross-section for copper calculated by BCA-MD and NRT.

Proton energy	$\sigma_d(\text{BCA-MD})/\sigma_d(\text{NRT})$
10 keV	1.0
100 keV	0.836
1 MeV	0.700
10 MeV	0.655
100 MeV	0.588
1 GeV	0.585
10 GeV	0.563
100 GeV	0.570

6 Conclusion

Displacement cross-sections obtained using the intranuclear cascade evaporation model, the binary collision approximation model and results of molecular dynamics simulations have been presented for copper. The resulting displacement cross-sections are in better agreement with available experimental data than cross-sections calculated on the basis of the NRT model.

References

1. M.J. Norgett, M.T. Robinson, I.M. Torrens, Nucl. Eng. Des. **33**, (1975) 50.
2. C.H.M. Broeders, A.Yu. Konobeyev, J. Nucl. Mater. **328**, (2004) 197.
3. C.H.M. Broeders, A.Yu. Konobeyev, J. Nucl. Mater. **336**, (2005) 201.
4. C.H.M. Broeders, A.Yu. Konobeyev, C. Villagrasa, J. Nucl. Mater. **342**, (2005) 68.
5. M.J. Caturla, T. Diaz de la Rubia, M. Victoria et al., J.Nucl.Mater. **296**, (2001) 90.
6. K.B. Winterbon, P. Sigmund, J.B.K. Sanders, K. Dan. Vidensk. Selsk. Mat. Fys. Medd., **37**, N14, (1970) 1.
7. C.H.M. Broeders, A.Yu. Konobeyev, K. Voukelatou, FZKA 6984, 2004; <http://bibliothek.fzk.de/zb/berichte/FZKA6984.pdf>
8. A.J. Koning, J.P. Delaroche, Nucl. Phys. **A713**, (2003) 231.
9. D.G. Madland, in *Proc. OECD/NEA Spec. Meeting on Nucleon Nucleus Opt. Mod. up to 200 MeV*, 1996, Bruyères-le-Chatel, p.129; <http://www.nea.fr/html/science/om200/>
10. Insoo Jun, IEEE Trans. Nucl. Sci. **48**, (2001) 162.
11. J.S. Hendricks, G.W. McKinney, J.W. Durkee, et al., LA-UR-06-7991 Dec.7, 2006.
12. V.S. Barashenkov, Comp. Phys. Comm. **126**, (2000) 28.
13. C.H.M. Broeders, A.Yu. Konobeyev, Yu.A. Korovin, V.N. Sosnin, Forschungszentrum Karlsruhe Report FZKA 7221, June 2006; <http://bibliothek.fzk.de/zb/berichte/FZKA7221.pdf>
14. G.A. Greene, C.L. Snead Jr., C.C. Finfrook, et al., in: *Proc. 6th Int. Meet. Nucl. Appl. Acc. Technol.*, Illinois, 2004, p. 881.
15. P. Jung, J. Nucl. Mater. **117**, (1983) 70.